



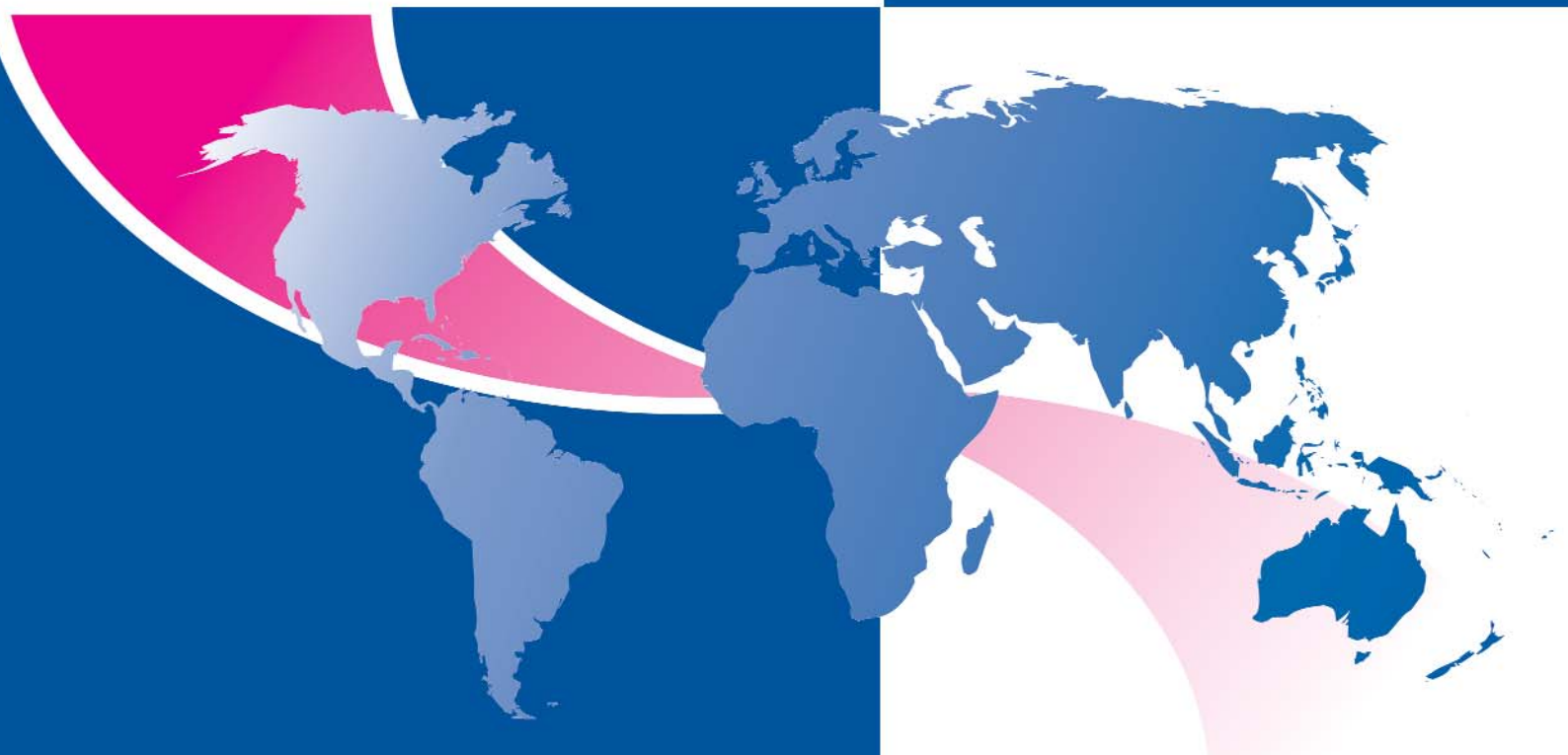
FILTRAZIONE IDRAULICA

HYDRAULIC FILTRATION



FILTREC[®]
Technical Filtration

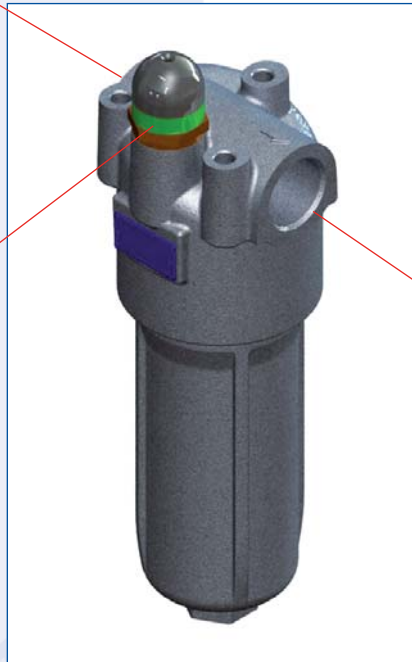
serie
F100-XD



INGRESSO - INLET

F100-XD040 / 063 / 100

POSIZIONE STANDARD
INDICATORE DIFFERENZIALE
STANDARD POSITION
DIFFERENTIAL INDICATOR




USCITA - OUTLET

F100-XD160 / 250 / 400

INGRESSO - INLET

POSIZIONE STANDARD
INDICATORE DIFFERENZIALE
STANDARD POSITION
DIFFERENTIAL INDICATOR



USCITA - OUTLET

Serie F100

Filtri in linea per media pressione *In line medium pressure filters*



CORPO FILTRO

Descrizione:
Portata massima:
Pressione max di esercizio:
Pressione di prova:
Pressione di scoppio:
Connessioni:
Valvola by-pass :
Temperatura di esercizio:
Materiali:

Compatibilità con fluidi:

Caratteristiche tecniche

Filtri di linea per medie pressioni con cartuccia rigenerabile o a perdere
400 l/min

Secondo NFPA T 3.10.5.1:
Secondo NFPA T 3.10.5.1:
Secondo NFPA T 3.10.5.1:

F100-XD040/063/100	F100-XD160/250/400
100 Bar	80 Bar
150 Bar	120 Bar
300 Bar	200 Bar

BSP, NPT

Senza o taratura 6 Bar

-25°C +120°C

- Testata: alluminio
- Contenitore: alluminio
- Guarnizioni: Buna-N (NBR) / Viton®

ISO 2943: Filtro compatibile con oli minerali ed alcuni oli sintetici e vegetali. Per altri fluidi contattare FILTREC S.p.A.

ELEMENTO FILTRANTE

Setto filtrante:
Pressione di collasso:

Dimensioni elementi filtranti in accordo alla norma DIN 24550
Microfibra di vetro 3, 6, 10, 15, 25 μ , carta 10 μ
Secondo ISO 2941: 21 Bar e 210 Bar



FILTER HOUSING

Description:
Max flow rate:
Max working pressure:
Test pressure:
Burst pressure:
Connection Ports:
By-pass:
Working temperature:
Materials:

Fluids compatibility:

Technical Information

In line medium pressure filter assembly with cleanable or disposable elements

400 l/min (105.5 gpm)
As per NFPA T 3.10.5.1:
As per NFPA T 3.10.5.1:
As per NFPA T 3.10.5.1:

F100-XD040/063/100	F100-XD160/250/400
100 Bar (1450 psi)	80 Bar (1160 psi)
150 Bar (2176 psi)	120 Bar (1740 psi)
300 Bar (4351 psi)	200 Bar (2900 psi)

BSP, NPT

No By-pass or 6 Bar (87 psi) setting

-25°C +120°C (-13°F +248°F)

- Head: aluminium
- Bowl: aluminium
- Seal: Buna-N / Viton®

ISO 2943: Filter assembly compatible with mineral oils and some synthetic or vegetable oils. With other fluid applications please contact Filtrec S.p.A.

FILTER ELEMENT

Filter media:
Collapse pressure:

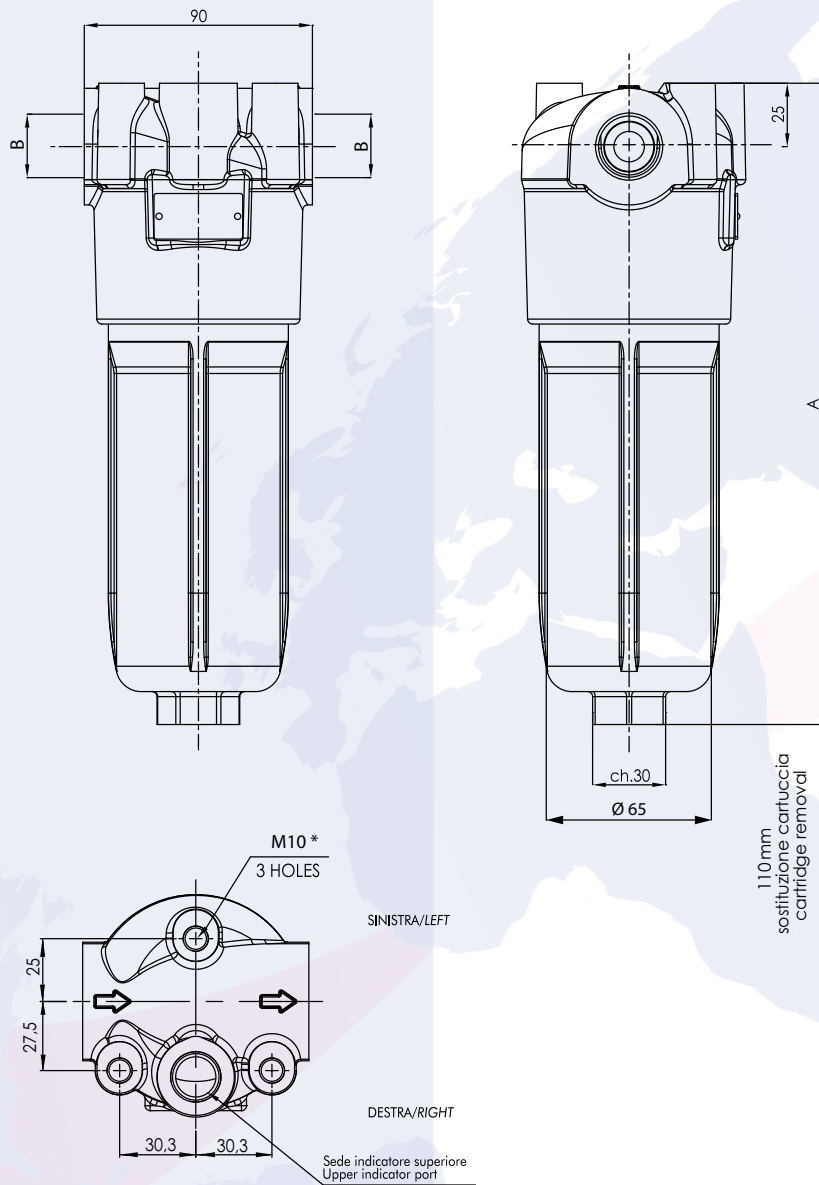
Filter element dimensions according to DIN 24550

Microglass fiber 3, 6, 10, 15, 25 μ , cellulose 10 μ

As per ISO 2941: 21 Bar (305 psi) and 210 Bar (3045 psi)

Informazioni dimensionali - Overall dimensions

F100-XD040 / 063 / 100



1) Grandezza nominale - Nominal size

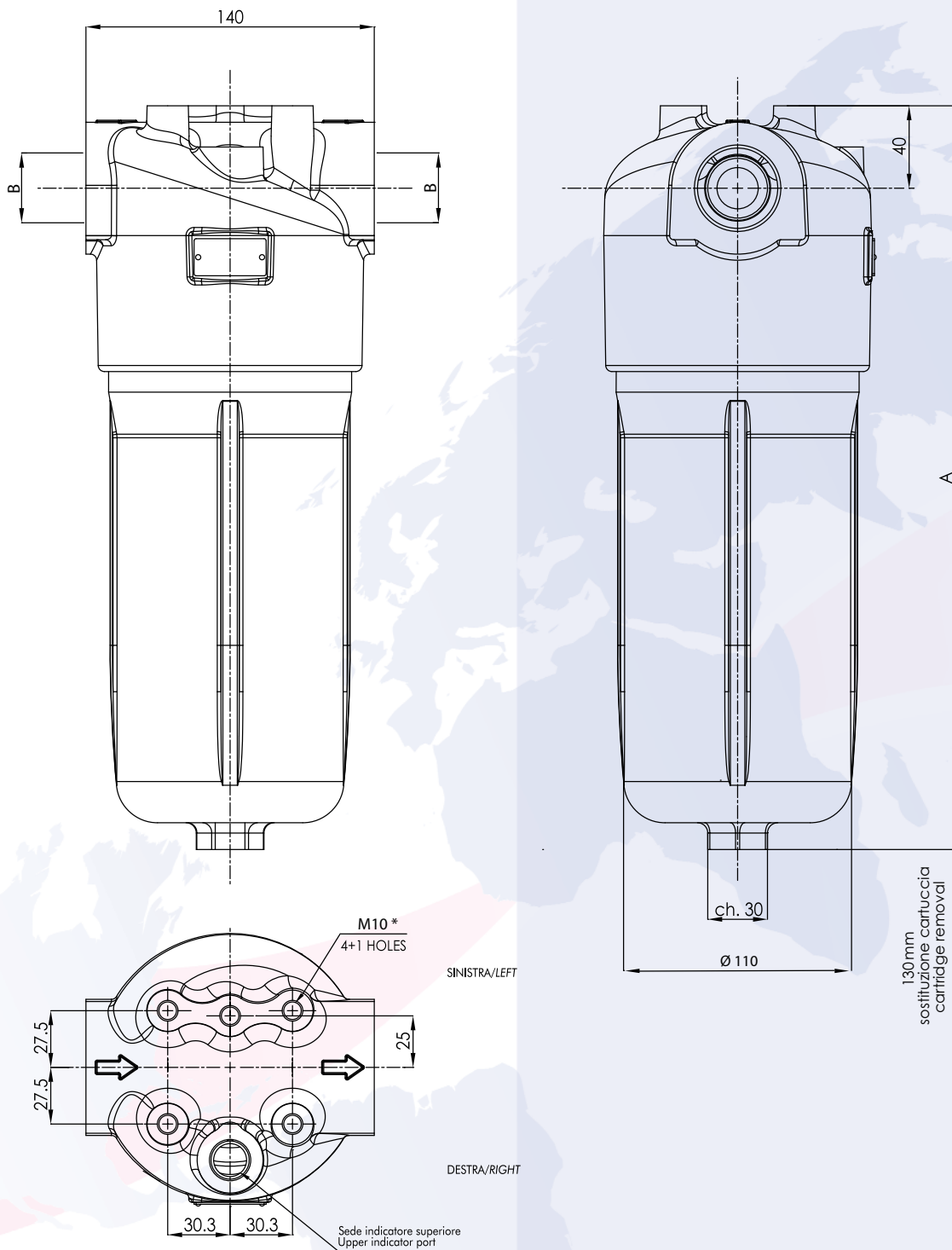
Codice - Code	A	B	Cart. ricambio - Element
F100-XD040	183	1/2" BSP	XD-040
F100-XD063	253	3/4" BSP	XD-063
F100-XD100	332	1" BSP	XD-100

Per NPT contattare l'ufficio commerciale
For NPT please contact sales department

*Per fori di fissaggio UN contattare l'ufficio commerciale
*For UN thread fixing for holes please contact sales department

Informazioni dimensionali - Overall dimensions

F100-XD160 / 250 / 400



1) Grandezza nominale - Nominal size

Codice - Code	A	B	Cart. ricambio - Element
F100-XD160	289	1" 1/4 BSP 1" 1/2 BSP	XD-160
F100-XD250	361		XD-250
F100-XD400	514		XD-400

Per NPT contattare l'ufficio commerciale
For NPT please contact sales department

*Per fori di fissaggio UN contattare l'ufficio commerciale
*For UN thread fixing for holes please contact sales department

2) Grado di filtrazione - Filtration ratings

Codice - Code	Materiale - Media	Efficienza - Efficiency
0	senza cartuccia / no element	-----
G03	microfibra inorganica / microglass fiber	$\beta_{4,5 \mu\text{M (c)}} \geq 1000$
G06	microfibra inorganica / microglass fiber	$\beta_{7 \mu\text{M (c)}} \geq 1000$
G10	microfibra inorganica / microglass fiber	$\beta_{12 \mu\text{M (c)}} \geq 1000$
G15	microfibra inorganica / microglass fiber	$\beta_{18 \mu\text{M (c)}} \geq 1000$
G25	microfibra inorganica / microglass fiber	$\beta_{27 \mu\text{M (c)}} \geq 1000$
C10	carta / cellulose	$\beta_{10 \mu\text{M (c)}} \geq 2$

Solo p 21 Bar
 Δp 21 Bar (305 psi) only

3) Collasso cartuccia - Element collapse

Codice - Code	Δp (Bar) - Δp (psi)
A	21Bar / 305 psi
B	210Bar / 3045 psi

4) Guarnizioni - Seals

Codice - Code	Tipo - Type
---	NBR
V	Viton®

5) Connesioni - Connection port

Codice - Code	B	C
B3	1/2" BSP	M10
B4	3/4" BSP	M10
B5	1" BSP	M10
B6	1" 1/4 BSP	M10
B7	1" 1/2 BSP	M10
N3	1/2" NPT	3/8-16 UNC - 2B
N4	3/4" NPT	3/8-16 UNC - 2B
N5	1" NPT	3/8-16 UNC - 2B
N6	1" 1/4 NPT	3/8-16 UNC - 2B
N7	1" 1/2 NPT	3/8-16 UNC - 2B

Su richiesta - On request

6) Valvola di by-pass - By-pass valve

Codice - Code	Taratura - Setting
0	senza / without
D	6 Bar / 87 psi

7) Predisposizione indicatori - Indicator port options

Codice - Code	Posizione - Position
0	senza / without
S	lavorazione per indicatore superiore con tappo di chiusura upper indicator port side with plug

— Su richiesta - On request

8) Indicatori - Indicator

Codice - Code	Tipo indicatore - Indicator type	Taratura - Setting
0	senza / without	-----
Z30	differenziale visivo differential visual switch	5 Bar 72.5 psi
Z31	differenziale visivo elettrico differential electrical visual	5 Bar 72.5 psi
Z32	differenziale visivo differential visual switch	8 Bar 116 psi
Z33	differenziale visivo elettrico differential electrical visual	8 Bar 116 psi

Codici per l'ordinazione - Ordering information

Filtro completo
Filter assembly

F100-XD

100	G10	A	V	B3	D	S	Z31
1*	2*	3*	4*	5*	6*	7*	8*

Cartuccia
Filter element

XD

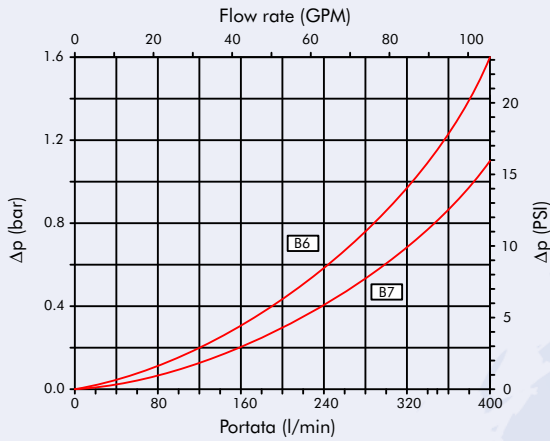
100	G10	A	V
1*	2*	3*	4*

Curve di portata - Pressure drop charts

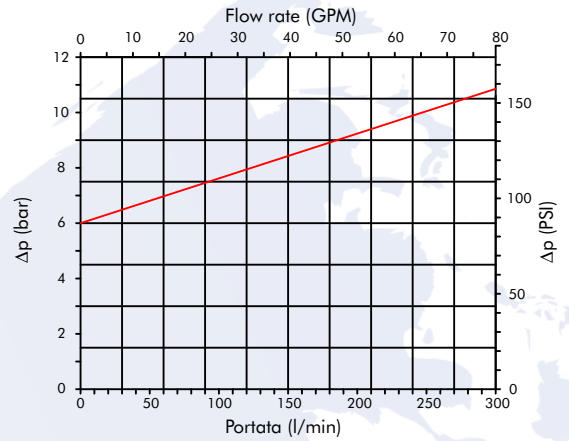
Le curve (secondo ISO 3968 classe B) sono ottenute con olio minerale avente viscosità di 30 cSt e densità di 0,86 Kg/dm³. Per viscosità e densità diverse i dati variano.

Pressure drop charts (as per ISO 3968 class B) are obtained using mineral oil with 30 cSt viscosity and 0,86 Kg/dm³ density. With different values of viscosity and density data may vary.

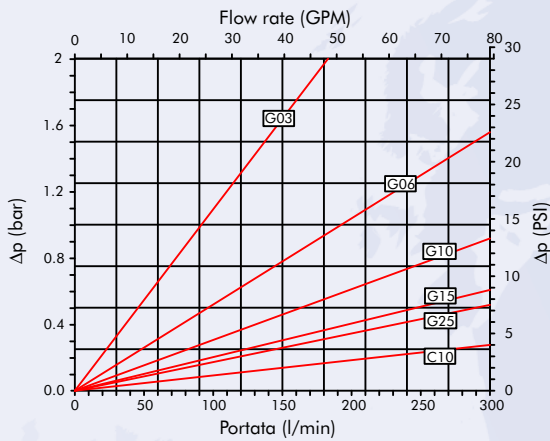
Filtro F100-XD160-250-400
Housing F100-XD160-250-400



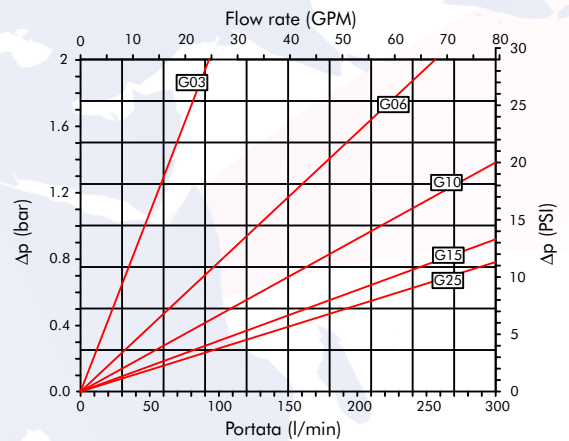
By-pass F100-XD160-250-400
By-pass F100-XD160-250-400



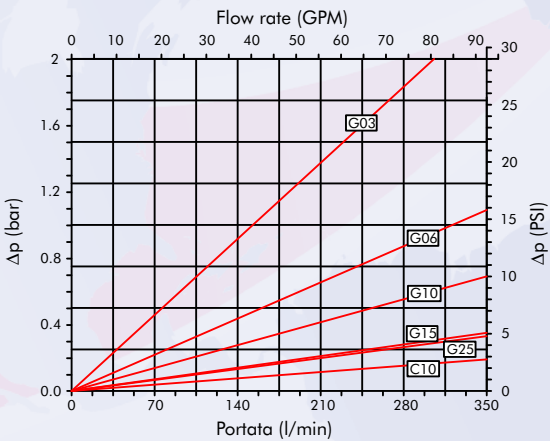
XD-160-...-A



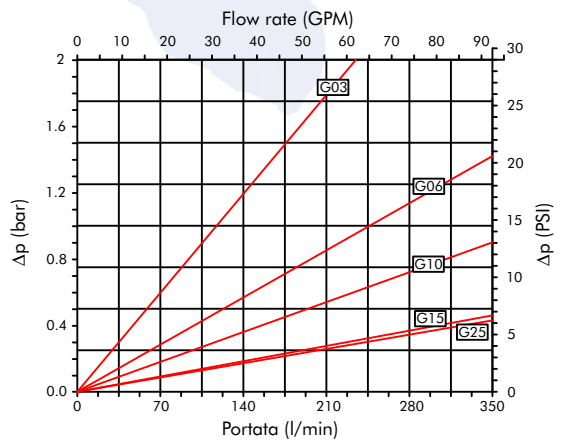
XD-160-...-B



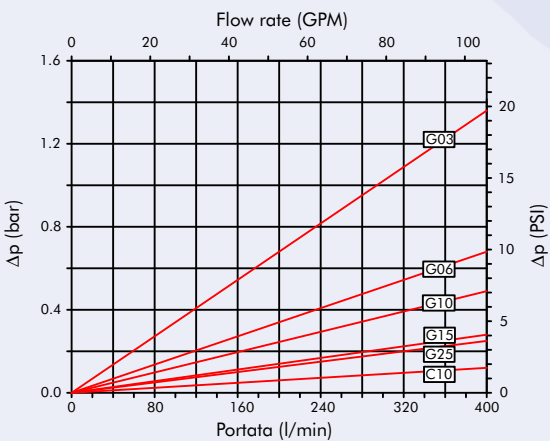
XD-250-...-A



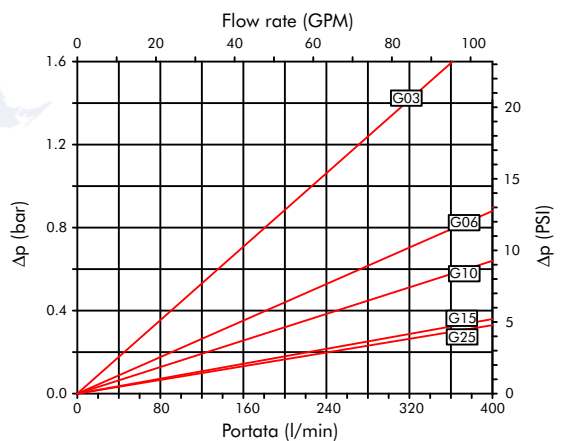
XD-250-...-B



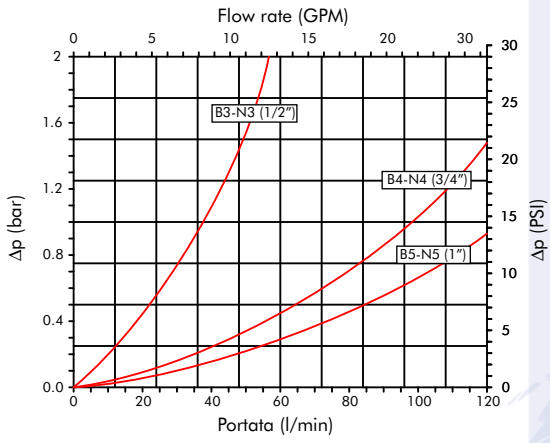
XD-400-...-A



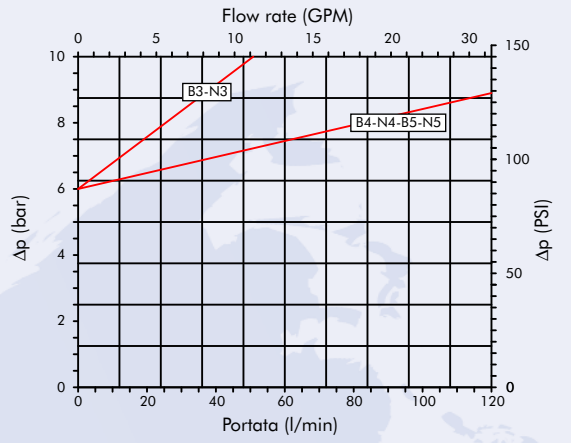
XD-400-...-B



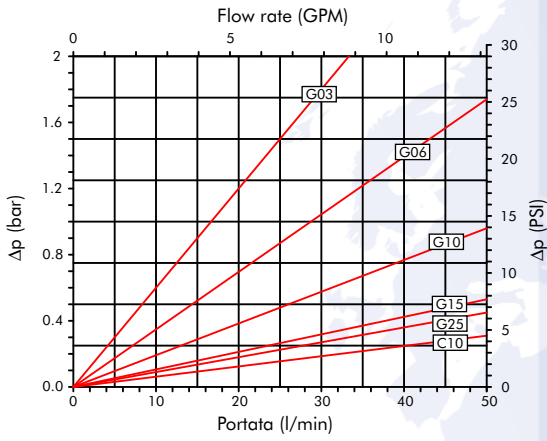
Filtro F100-XD040-063-100
Housing F100-XD040-063-100



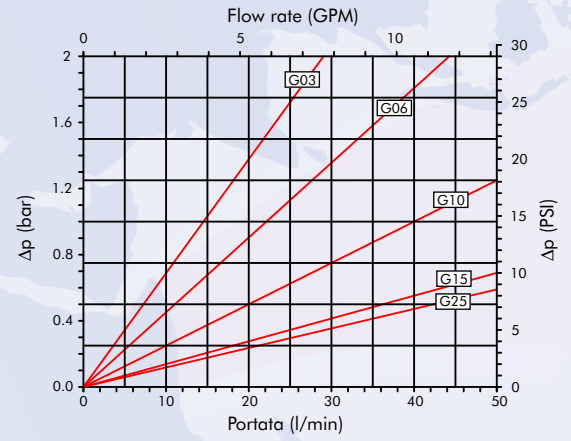
By-pass F100-XD040-063-100
By-pass F100-XD040-063-100



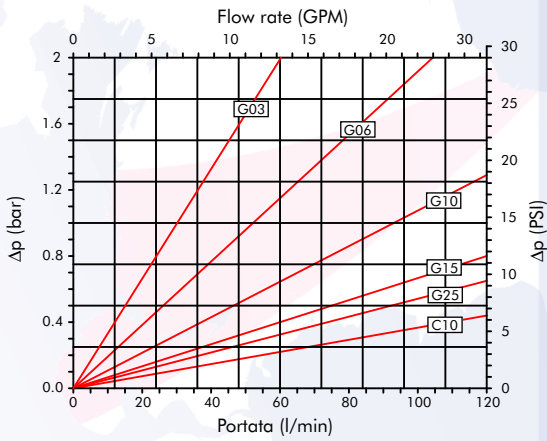
XD-040-....-A



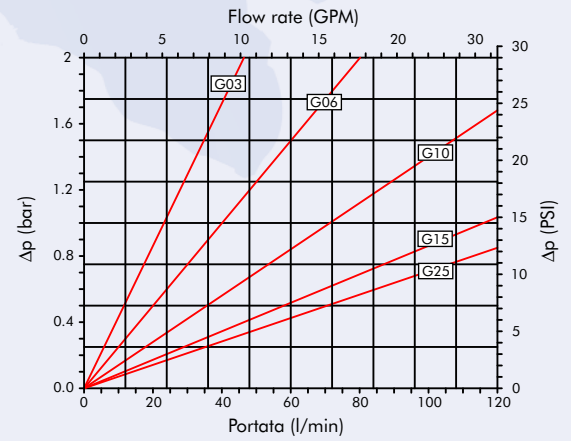
XD-040-....-B



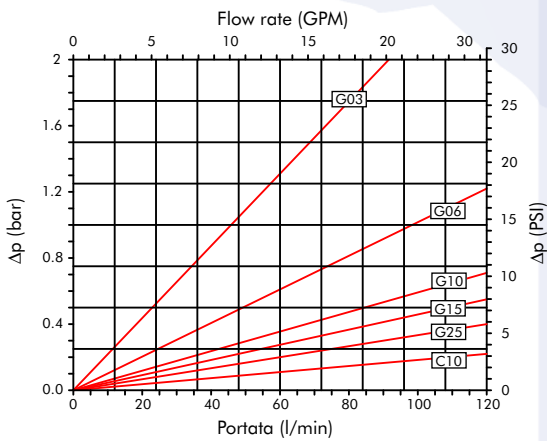
XD-063-....-A



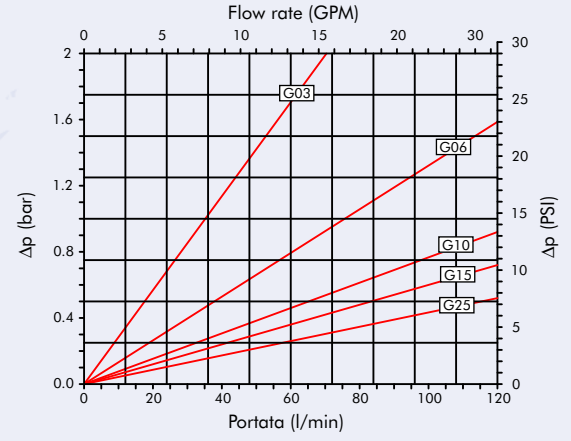
XD-063-....-B




XD-100-....-A



XD-100-....-B



Note - Notes



FILTREC S.p.A.
HEAD OFFICE - OVERSEAS OPERATIONS

25046 Cazzago San Martino (BS) Italy - Via E. Mattei, 28/30
Phone +39 030.7241039 - Fax +39 030.7240436
E-mail: info@filtrec.it - Web site: www.filtrec.com

FILTREC IBÉRICA S.L.
IN SPAIN, ANDORRA, PORTUGAL AND MOROCCO

Ctra. Sabadell a Mollet, km. 5 nave 14
08130 Sta. Perpétua de la Mogoda - (Barcelona) España
Phone +34 93 560 63 11 - Fax +34 93 560 38 62
E-mail: info@filtrec.es - Web site: www.filtrec.es

FILTREC ASIA PACIFIC Ltd.
IN AUSTRALIA - ASIA PACIFIC

Unit 4 /29 Business Park Drive, Notting Hill, Victoria, 3168
Phone +61 3 9263 4500 - Fax +61 3 9263 4599
E-mail: info@filtrec.com.au - Web site: www.filtrec.com.au

FILTREC MIDDLE EAST FZC
IN MIDDLE EAST

P.O. Box 50047 - Ras Al Khaimah
United Arab Emirates
Phone: +971 7 2660 488 - Fax: +971 7 2660 499
E-mail: info@filtrec.ae - Web site: www.filtrec.ae

www.filtrec.com